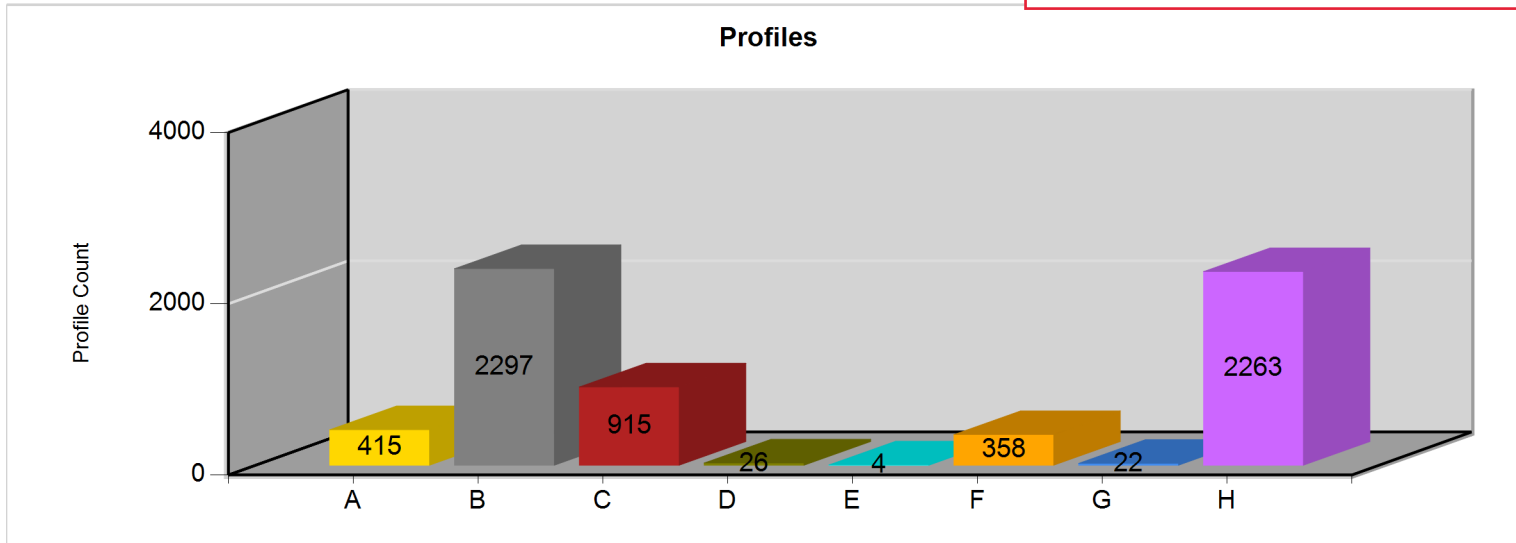


Class DORA Profile

Number of Students: **6300**

Date Range: 9/1/2017 To 11/30/2017 Grade Range: 1 To 3.99

These DORA Profile reports show how reading instructional groups shift from lower to upper grade levels. These graphs are typical of a diverse urban district where at lower grades there is a greater need to focus on decoding instruction. By the upper grades, the need in reading is in vocabulary and comprehension strategies.



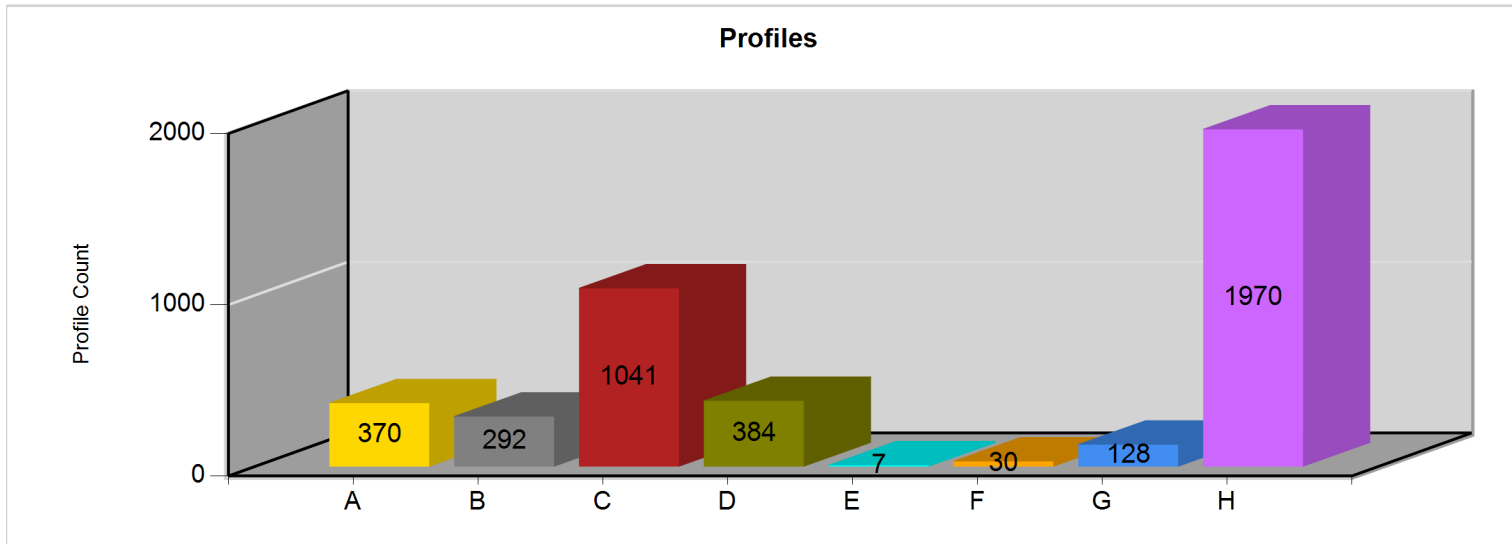
Profiles	Decoding	Vocabulary	Comprehension	Profile Count
A	Low	Low	Low	415
B	Low	Med-High	Low	2297
C	Med-High	Med-High	Low	915
D	Med-High	Low	Low	26
E	Low	Low	Med-High	4
F	Low	Med-High	Med-High	358
G	Med-High	Low	Med-High	22
H	Med-High	Med-High	Med-High	2263

← Largest intervention group needs initial focus on decoding with parallel instruction in comprehension strategies.

Class DORA Profile

Number of Students: **4222**

Date Range: 9/1/2017 To 11/30/2017 Grade Range: 4 To 5.99



Profiles	Decoding	Vocabulary	Comprehension	Profile Count
A	Low	Low	Low	370
B	Low	Med-High	Low	292
C	Med-High	Med-High	Low	1041
D	Med-High	Low	Low	384
E	Low	Low	Med-High	7
F	Low	Med-High	Med-High	30
G	Med-High	Low	Med-High	128
H	Med-High	Med-High	Med-High	1970

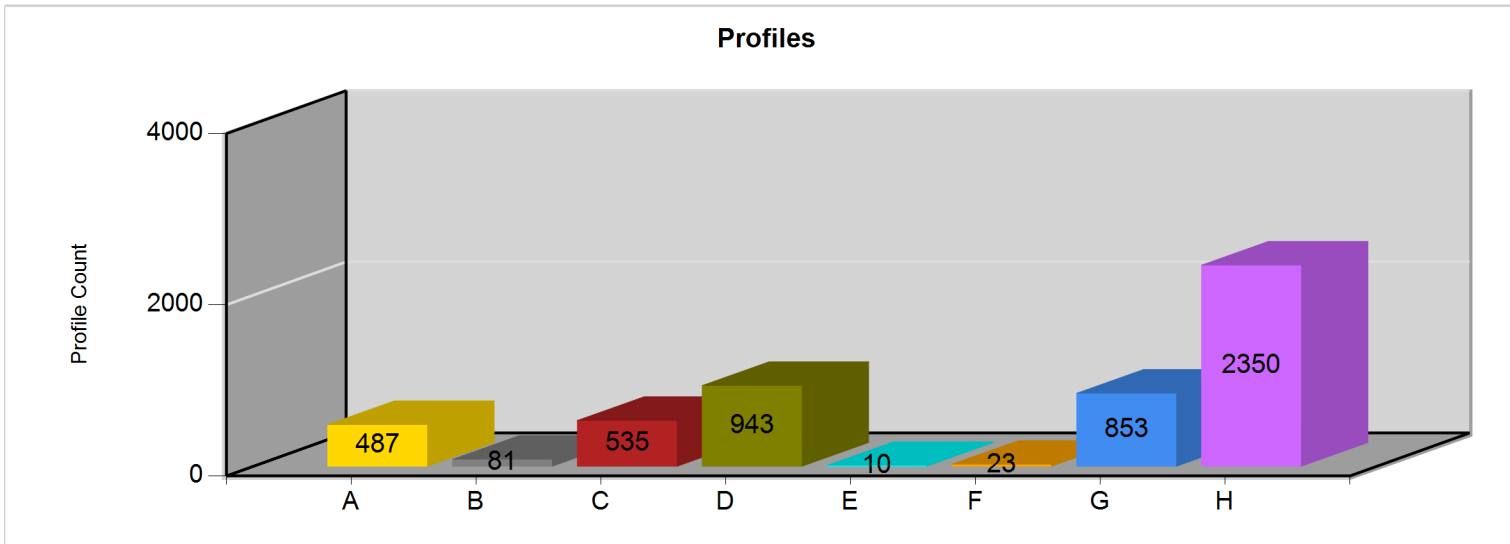
By 4th-5th grade most students have mastered decoding and now need to focus on comprehension strategies. Also vocabulary gaps haven't emerged yet for students of low socio-economic or ELL households.



Class DORA Profile

Number of Students: **5282**

Date Range: 9/1/2017 To 11/30/2017 Grade Range: 6 To 8.99



Profiles	Decoding	Vocabulary	Comprehension	Profile Count
A	Low	Low	Low	487
B	Low	Med-High	Low	81
C	Med-High	Med-High	Low	535
D	Med-High	Low	Low	943
E	Low	Low	Med-High	10
F	Low	Med-High	Med-High	23
G	Med-High	Low	Med-High	853
H	Med-High	Med-High	Med-High	2350

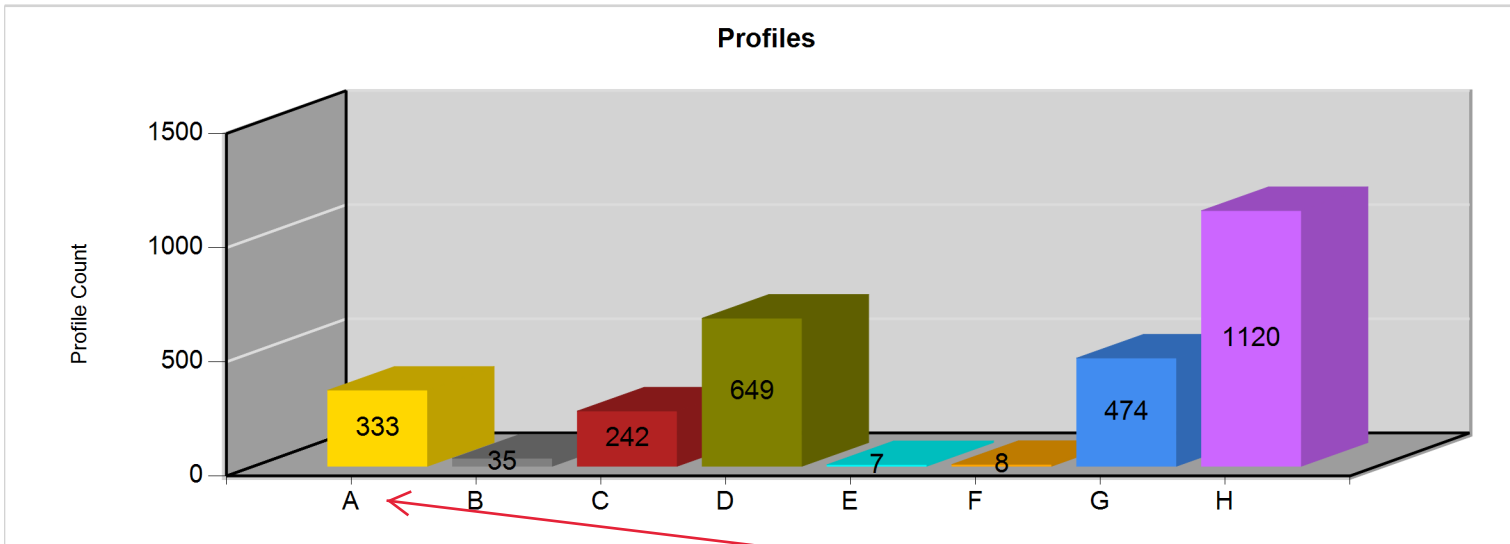
Large number of students with deficits in comprehension strategies: 535+943

Increasingly, "Vocabulary" is an area of weakness

Class DORA Profile

Number of Students: **2868**

Date Range: 9/1/2017 To 11/30/2017 Grade Range: 9 To 12.99



This data may be slightly skewed since in most high school LGL deployments, only remedial HS students take DORA

Profiles	Decoding	Vocabulary	Comprehension	Profile Count
A	Low	Low	Low	333
B	Low	Med-High	Low	35
C	Med-High	Med-High	Low	242
D	Med-High	Low	Low	649
E	Low	Low	Med-High	7
F	Low	Med-High	Med-High	8
G	Med-High	Low	Med-High	474
H	Med-High	Med-High	Med-High	1120

These students are often new ELL students or students with IEPs

The second largest group is remedial in comprehension strategies

With three remedial profiles, vocabulary is low!